
REPORT
ON
THE REGISTRATION DEPARTMENT

2006

LETTER OF TRANSMITTAL

The Permanent Secretary
Attorney General's Office
Frank Walcott Building
Culloden Road
ST. MICHAEL

Dear Madam

I submit for the information of the Attorney General my report on the Vital Statistics and Registrations of the Registration Department for the year 2006.

Yours faithfully

S. Maureen Crane-Scott QC
Registrar of the Supreme Court

FORWARD

I take pleasure in commending this Annual Report on Vital Statistics and Registrations of the Registration Department. Like its predecessors, it sets out to inform on the work done in the Registration Department of Barbados.

All data relates to the calendar year shown unless otherwise stated.

I wish to thank the staff of the Registration Department who has worked particularly hard in carrying out their various functions. They have exercised patience in adverse conditions. Special thanks to Ms. Dionne Johnson, Statistical Assistant and Mrs. Marcia Thompson, Systems Administrator for providing the statistical information and compiling this report.

S. Maureen Crane-Scott QC
Registrar of the Supreme Court

TABLE OF CONTENTS

	Page
Introduction	1
Volume of Litigation:	
Supreme Court	2
Magistrates Courts	13
Registrations:	
Civil Registrations	17
Professional Registrations	19
List of Statistical Tables	23
Statistical Tables	24

INTRODUCTION

Composition of the Registration Department

The Registration Department is traditionally divided into four (4) functional sections or units, namely:

1. **The Supreme Court** which comprises:

1. The Court of Appeal
2. The High Court

The Court of Appeal is presided over by Justices of Appeal and mainly deals with Appeals from the High Courts and Magistrates' Courts. The Chief Justice is President of the Court of Appeal.

The High Courts are presided over by Judges of the High Court and deal with Civil and Family matters as well as Criminal offences that are committed for trial by the Magistrates' Courts.

2. **The Magistrates' Courts**

The Magistrates' Courts are courts of summary jurisdiction where a Magistrate acting without a jury conducts cases without delay or formality. Magistrates' Courts are located at the various districts throughout the island.

3. **The Court Process Office**

The Chief Marshal is responsible for the administration of the Court Process office. Administrative responsibility is exercised through the Court Process service.

4. **The Records Branch**

The Records Branch also referred to as the Island's registry is responsible for the registration of vital statistics records, i.e. births, deaths, marriages and professional registrations.

The Registrar of the Supreme Court is responsible for the administration of the Registration Department.

SUPREME COURT

VOLUME OF LITIGATION

SUPREME COURT

The Court of Appeal

During 2006 **32** Civil Appeals (High Court) were filed as compared with **40** in 2005 and **29** in 2004. **10** Civil Appeals (Magisterial) as compared with **7** in 2005 and **20** in 2004.

20 Criminal Appeals (High Court) were filed compared with **30** in 2005 and **53** in 2004; and **7** Magisterial Criminal Appeals as compared with **5** in 2005 and **10** in 2004.

In addition the Court of Appeal heard **63** Appeals, **77** Decisions were given and **86** Chamber Applications were disposed of.

The High Court

In the High Court **2296 Civil** cases filed compared with **2490** in 2005 and **1937** in 2004. **1168 Probate** applications filed as compared with **1102** in 2005 and **1065** in 2004.

On the **Criminal** side, there were **125** indictments as compared with **130** in 2005 and **152** in 2004.

494 Divorce petitions were filed as compared with **499** in 2005 and **507** in 2004. The Divorce rate was **17.09** per 100 marriages. See Tables 8 and 20.

The number of children affected by Divorces according to *Section 3 of the Family Law Act Cap. 214* were **332** in 2006. The corresponding number for 2005 was **358** as compared with **352** in 2004.

Other Family Applications

2 applications involving **Unions** were filed as compared with **18** in 2005 and **28** in 2004; **53 Custody** applications as compared with **29** in 2005 and **32** in 2004; **3 Annulments** as compared with **4** in 2005 and **1** in 2004; **Paternity** applications were **37** as compared with **41** in 2005 and **53** in 2004; **91** applications for **Maintenance** were filed as compared with **81** in 2005 and **83** in 2004; **23** applications for **Property** settlement were filed as compared with **11** in 2005 and **17** in 2004; **7** applications for **Adoptions** as compared with **4** in 2005 and **6** in 2004; and **27 miscellaneous applications** as compared with **28** in 2005 and **23** in 2004.

Tables 1 – 12 highlight the cases filed in the Supreme Court for the period 2002 – 2006.

Table 13 shows the relative age of husband and age of wife at the date of filing of their Divorce

Table 14 shows the number of children affected by Divorce.

TABLE 1 - APPEALS FILED
January 1 to December 31, 2006)

CRIMINAL APPEALS (HIGH COURT)	20
CIVIL APPEALS (HIGH COURT)	32
CRIMINAL APPEALS (MAGISTERIAL)	7
CIVIL APPEALS (MAGISTERIAL)	10
TOTAL	69

TABLE 2
APPEALS HEARD
(January 1 to December 31, 2006)

CRIMINAL APPEALS (HIGH COURT)	30
CIVIL APPEALS (HIGH COURT)	31
CRIMINAL APPEALS (MAGISTERIAL)	4
CIVIL APPEALS (MAGISTERIAL)	7
TOTAL	72

TABLE 3
DECISIONS GIVEN
(January 1 to December 31, 2006)

CRIMINAL APPEALS (HIGH COURT)	30
CIVIL APPEALS (HIGH COURT)	23
CRIMINAL APPEALS (MAGISTERIAL)	4
CIVIL APPEALS (MAGISTERIAL)	5
TOTAL	62

TABLE 4
CHAMBER APPLICATIONS
(January 1 to December 31, 2006)

CHAMBER APPLICATIONS HEARD (BAIL)	61
CHAMBER APPLICATIONS HEARD (EXCLUDING BAIL)	14
TOTAL	75

TABLE 5
APPEALS FILED 2003 - 2006

	2003	2004	2005	2006
CRIMINAL APPEALS (HIGH COURT)	35	53	36	20
CIVIL APPEALS (HIGH COURT)	30	29	40	32
CRIMINAL APPEALS (MAGISTERIAL)	6	10	5	7
CIVIL APPEALS (MAGISTERIAL)	11	20	7	10

TABLE 6
APPEALS HEARD 2003 - 2006

	2003	2004	2005	2006
CRIMINAL APPEALS (HIGH COURT)	46	35	39	28
CIVIL APPEALS (HIGH COURT)	20	22	28	23
CRIMINAL APPEALS (MAGISTERIAL)	7	5	10	5
CIVIL APPEALS (MAGISTERIAL)	14	10	7	7

TABLE 7
DECISIONS GIVEN 2003-2006

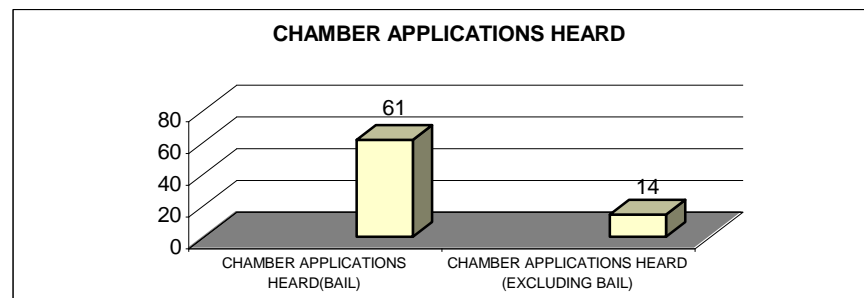
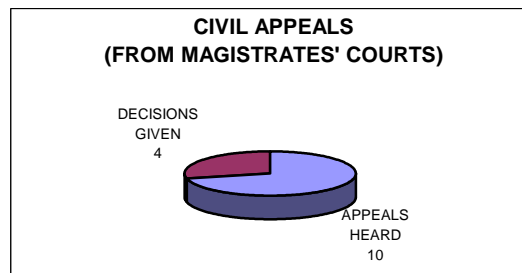
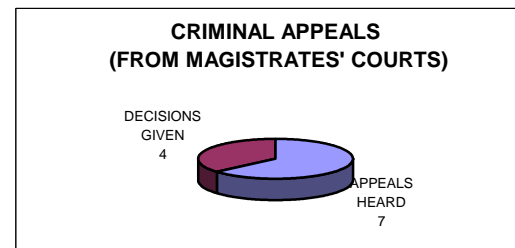
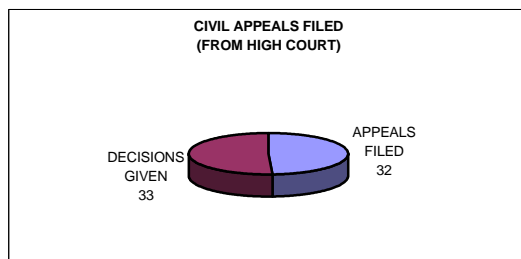
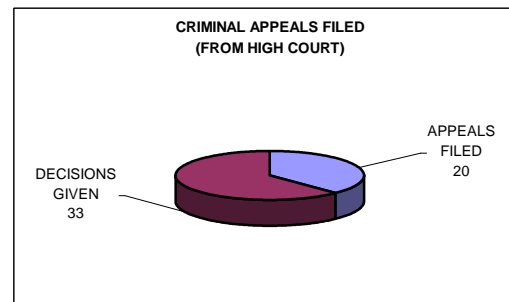
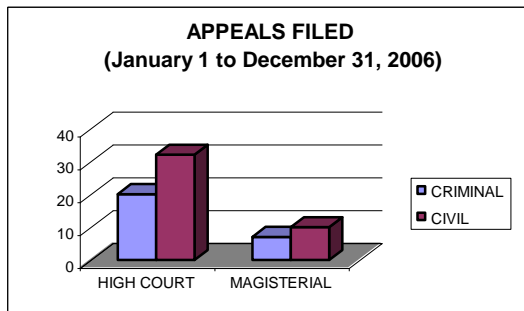
	2003	2004	2005	2006
CRIMINAL APPEALS (HIGH COURT)	37	32	44	33
CIVIL APPEALS (HIGH COURT)	19	21	24	33
CRIMINAL APPEALS (MAGISTERIAL)	6	5	8	4
CIVIL APPEALS (MAGISTERIAL)	11	8	3	7

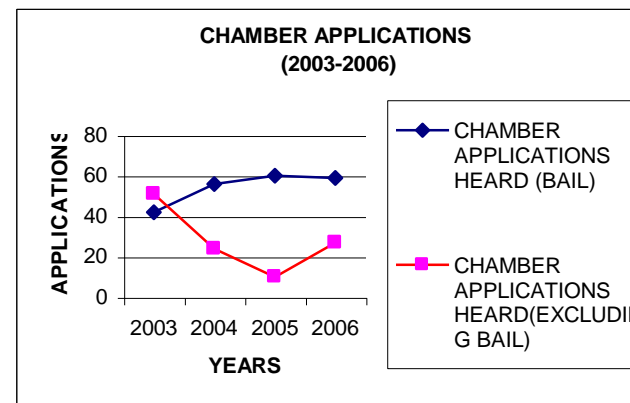
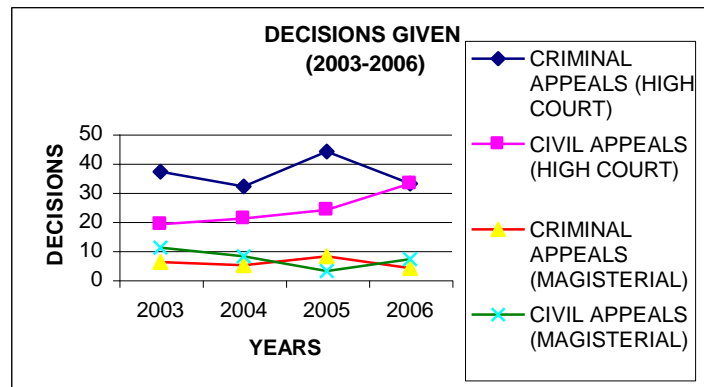
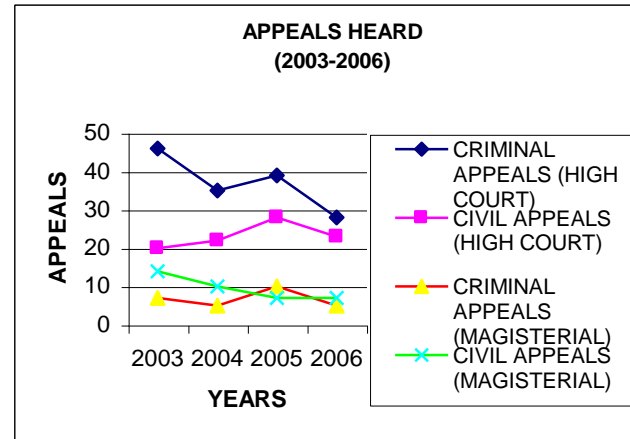
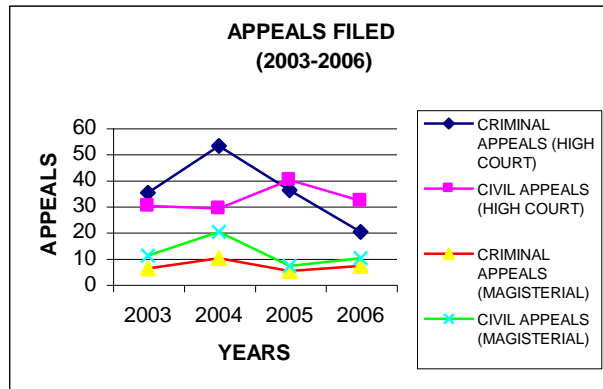
TABLE 8
CASES FILED IN THE SUPREME COURT 2002 - 2006

HIGH COURT					COURT OF APPEAL			
YEAR	PROBATE APPLICATIONS	DIVORCE APPLICATIONS	CIVIL CASES	CRIMINAL CASES	HIGH COURT		MAGISTERIAL	
					CIVIL APPEALS	CRIMINAL APPEALS	CIVIL APPEALS	CRIMINAL APPEALS
2002	976	504	2774	137	26	40	20	9
2003	943	458	2301	128	31	35	6	11
2004	1065	507	1937	152	29	53	20	10
2005	1102	499	2490	130	40	30	7	5
2006	1068	494	2296	125	32	20	10	7

TABLE 9
HIGH COURT
FAMILY CASES OTHER THAN DIVORCES FILED 2002 - 2006

CASE TYPE	2006	2005	2004	2003	2002
UNIONS	2	18	28	30	28
CUSTODY	53	29	22	33	37
ANNULMENT	3	4	1	2	1
PATERNITY	37	41	53	54	39
MAINTENANCE	91	81	83	77	81
PROPERTY	23	11	17	13	5
ADOPTION	7	4	6	5	6
OTHER	27	28	23	38	49
TOTAL	243	216	233	252	246





**CASES FILED IN THE HIGH COURT
2002-2006**

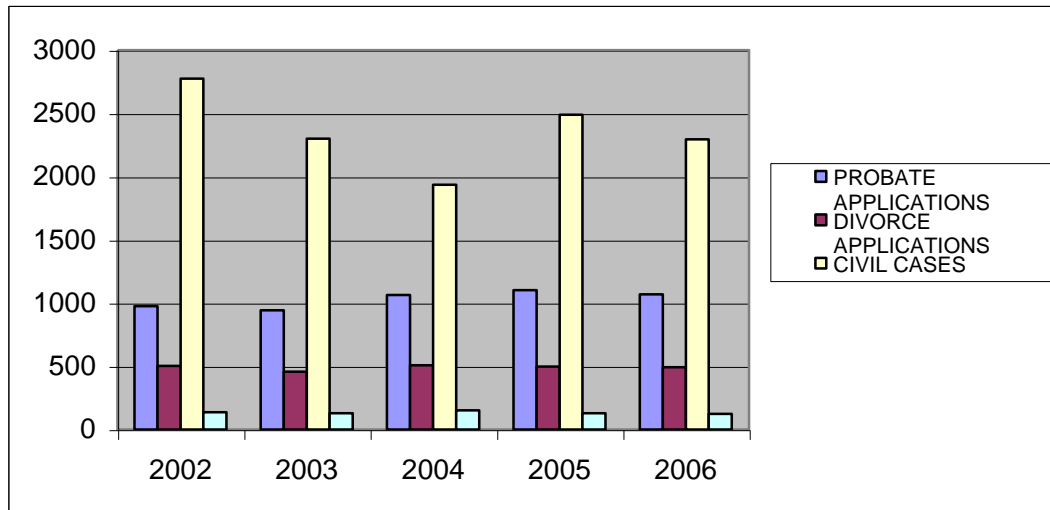


TABLE 10
HIGH COURT
CLASSIFIED CRIMINAL CASES

OFFENCE	TOTAL
Wounding, GBH, Assault, Cruelty to a person under 16	22
Murder, Manslaughter, Causing death by dangerous driving, Concealment of birth	20
Burglary, Larceny, Receiving Stolen Goods, House-Breaking, Building Breaking	16
Malicious Damage to Property	1
Escaping Legal Custody, Harboursing a Prisoner	3
Fraud, Robbery of a person, Aggravated Robbery, Embezzlement	4
Rape, Carnal Knowledge, Indecent Assault	14
Buggery	
Breach of Probation	
Arson	2
Possession of Drugs, Drug Trafficking	5
Sacrilege	1
Firearms, Illegal possession, Ammunition	18
Criminal deception	2
Theft	2
Other	15
TOTAL	125

TABLE 11
HIGH COURT CRIMINAL CASES- CUSTODIAL SENTENCES

OFFENCE	SENTENCE							
	Under 6 months	Over 6 months	1-3 years	4-5 years	6-10 years	11-15 years	Over 15 years	Death Penalty
Firearms, Illegal possession of a firearm					1			
Possession of ammunition				1				
Wounding /GBH/ Assault /SBH /ABH			2					
Rape/ Indecent Assault			1		1			
Importation of a Controlled drug					1	1		
Possession of drugs/ Trafficking						5	1	
Murder/ Manslaughter/ Dangerous driving	1		2	3	5	1	1	1
Burglary/ Larceny/ House breaking			1	4				
Endangering life				1				
Violent Disorder			3					
Arson								
Other			2					

TABLE 12
HIGH COURT CRIMINAL CASES - NON CUSTODIAL SENTENCES

OFFENCE	SENTENCE GIVEN								
	Not Guilty	Dismissed	C.R.D.	Probation		Community Service	Suspended Sentence	Fines	
				1-3 years	Over 3 years			\$1000 & under	Over \$1000
Firearms/ Illegal possession of a firearm	7	1							6
Possession of Ammunition	8	1						1	4
Robbery/Theft/Fraud/Fraudulent Accounting	3	1				1	1		1
Wounding/ GBH/ Assault/ SBH/ ABH	13	2	1	1			4		2
Indecent Assault/ Rape	11	1		1					
Possession of drugs/ Trafficking	1								3
Murder/ Manslaughter/Dangerous driving	3								2
Burglary/ Larceny/ House breaking	2	3		1			4		
Endangering life	1								
Criminal damage			1						
Arson	2								
Serious Indecency							1		
Criminal Deception			1			1	1		
Other	7	1				1	3		

TABLE 13
DIVORCES BY AGE OF HUSBAND AND AGE OF WIFE

AGE OF HUSBAND (YEARS)	TOTAL	AGE OF WIFE (YEARS)											
		Under 15 yrs	15-19	20-24	25-29	30-34	35-39	40-44	45-49	50-54	55-59	60+	N/S
Under 15 yrs													
15-19													
20-24	3			2	1								
25-29	20			1	13	2	4						
30-34	63				22	23	13	5					
35-39	84			3	6	20	30	16	8	1			
40-44	79			1	6	7	30	21	7	4	3		
45-49	84				2	6	10	23	31	9	2		1
50-54	57				1	1	1	15	15	17	3	4	
55-59	56						2	3	10	22	16	3	
60+	47					1	2	2	5	12	7	18	
N/S	1					1							
TOTAL	494			7	51	61	92	85	76	65	31	25	1

TABLE 14
DIVORCES: NO. OF CHILDREN AND DURATION OF MARRIAGE

NO. OF CHILDREN	TOTAL CHILDREN	DIVORCES	DURATION OF MARRIAGE	DIVORCES
0	0	280	Under 1 year	
1	118	118	1 year	8
2	156	78	2 years	28
3	42	14	3 years	20
4	16	4	4 years	31
5			5 years	25
6			6 years	31
7			7 years	30
8			8 years	32
9			9 years	34
10 and over			10-14 years	68
unknown			15-19 years	82
			20-24 years	46
			25 years and over	59
TOTAL	332	494		494

THE MAGISTRATES' COURTS

The Magistrates' Courts are courts of summary jurisdiction where a Magistrate acting without a jury can conduct cases without much delay or formality. The Magistrates' Courts are located at various districts throughout the Island.

During the year 2006 a total of **6262 Criminal** cases, **7026 Traffic** cases, **208 Civil** cases, **1757 Domestic** cases and **137 Juvenile** cases were lodged.

Disposition of Cases

Cases disposed of were **4652 Criminal** cases, **16443 Traffic** cases **1817 Civil** cases, **3250 Domestic** cases and **116 Juvenile** cases. The island Coroner held **59 inquests** into deaths of persons who died of unnatural causes.

The two (2) Criminal Courts at District "A" disposed of 2727 criminal cases as compared with **2775** in 2005. District 'A' Traffic disposed of **12634** as compared with **3951** in 2005. District A Civil disposed of **1686** cases as compared with **1372** in 2005. District 'A' Domestic disposed of **1723** cases as compared with **1614** in 2005. Figures for District 'B' (Boarded Hall) showed **2361** as compared with **2050** in 2005. District B' (Oistins) disposed of **1553** cases as compared with **1853** in 2005. District 'C' disposed of **857** as compared with **1008** in 2005. District 'D' disposed of **672** cases as compared with **629** in 2005. District 'E' disposed of **816** cases as compared with **848** in 2005. District 'E' (Holetown) disposed of **908** cases as compared with **1255** in 2005. District 'F' (Horse Hill) disposed of **245** cases as compared with **285** in 2005. District 'F' (Belleplaine) disposed of **241** cases as compared with **231** in 2005.

208 Protection Orders were filed under the *Domestic Violence Act Cap. 130* of the Laws of Barbados. **3944** cases were previously filed making a total of **4152** cases filed from the commencement of the act to the end of 2006.

230 Protection Orders were granted under the *Domestic Violence Act Cap. 130* of the Laws of Barbados.

Tables 15 and 16 shows the cases lodged and adjudicated in the Magistrates' Courts for 2006.

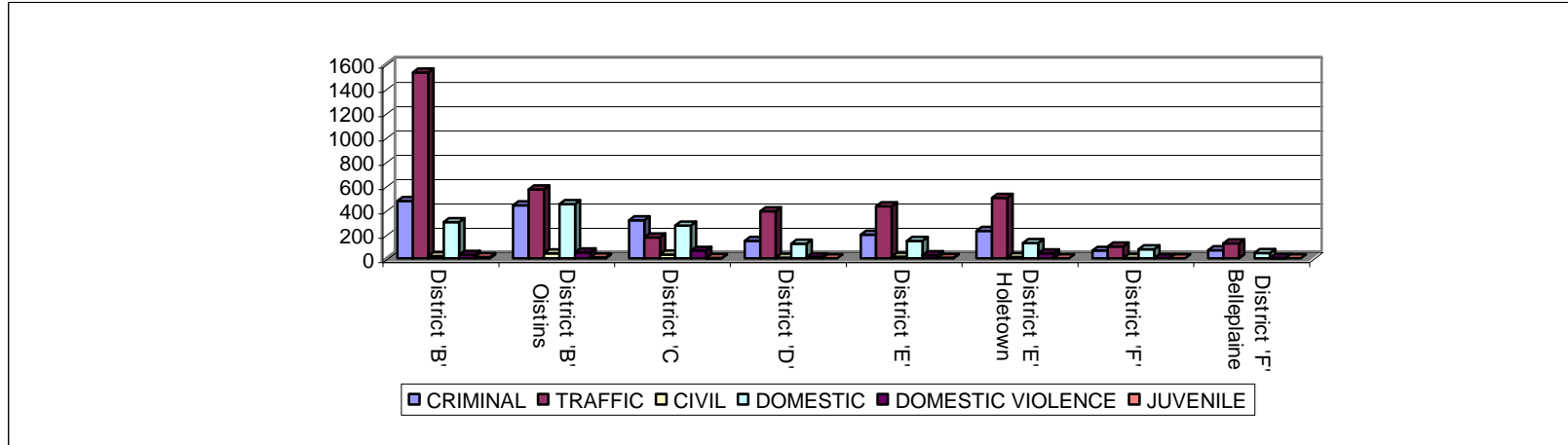
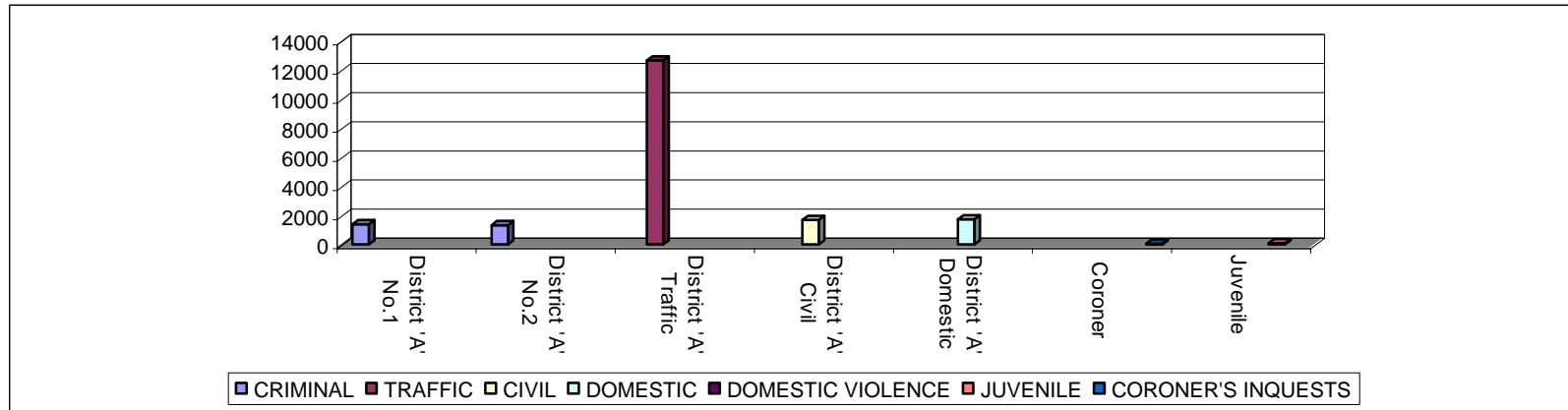
TABLE 15
CASES LODGED IN EACH MAGISTRATE'S COURT

COURT	CASE TYPE						TOTAL
	CRIMINAL	TRAFFIC	CIVIL	DOMESTIC	DOMESTIC VIOLENCE	JUVENILE	
District 'A' No 1	667						667
District 'A' No 2	886						886
District 'A' Traffic		1635					1635
District 'A' Civil	2904						2904
District 'A' Domestic				772			772
Juvenile						117	117
District 'B'	330	383	7	239	27	11	997
District 'B' Oistins	454	641	79	203	63	3	1443
District 'C'	182	346	37	270	54	1	890
District 'D'	98	287	1	72	10		468
District 'E'	371	1288	39	88	25	5	1816
District 'E' Holetown	329	2291	45	81	27		2773
District 'F'	23	50		17	1		91
District 'F' Belleplaine	18	105		15	1		139
TOTAL	6262	7026	208	1757	208	137	15598

TABLE 16
CASES ADJUDICATED IN EACH MAGISTRATE'S COURT

COURT	CASE TYPE							
	CRIMINAL	TRAFFIC	CIVIL	DOMESTIC	DOMESTIC VIOLENCE	JUVENILE	CORONER'S INQUESTS	TOTAL
District 'A' No.1	1399							1399
District 'A' No.2	1328							1328
District 'A' Traffic		12634						12634
District 'A' Civil			1686					1686
District 'A' Domestic				1723				1723
Coroner							59	59
Juvenile						85		85
District 'B'	473	1529	19	299	30	11		2361
District 'B' Oistins	438	567	43	447	50	8		1553
District 'C'	315	173	32	270	64	3		857
District 'D'	144	389	7	121	10	1		672
District 'E'	197	429	14	144	27	5		816
District 'E' Holetown	226	499	12	127	43	1		908
District 'F'	64	99	4	75	2	1		245
District 'F' Belleplaine	68	124		44	4	1		241
TOTAL	4652	16443	1817	3250	230	116	59	26567

CASES DISPOSED OF IN EACH MAGISTRATE'S COURT



REGISTRATIONS

RECORDS BRANCH

POPULATION

At the end of the year 2006, the population of Barbados was estimated at approximately **273,987**. During the year births exceeded deaths by **1157**.

The growth of population covering a period of 5 years is shown as appended in Table 18. This table also shows the Barbados Census figures taken on 1st May 2000.

The mid-year population in which several rates of births, deaths and marriages are calculated was **273428**. (See Tables 20 and 21).

The size of Barbados is **166.55** square miles or acreage of **106,592**.

The Island is divided into eleven parishes with the principal City of Bridgetown in the parish of St. Michael.

The density per square mile for the Island was **1645.07** as compared with **1641.84** in 2005.

BIRTHS

Live births registered during the year were **3455** with males **1786** and females **1669**. (See Table 19).

The birth rate was **12.64** per one thousand of the mid-year population. (See Table 20).

Live Birth Order: Age of mother and order of birth is shown in Table 23.

There are **39** cases of twins being registered during 2006 as compared with **27** in 2005 and **30** in 2004. There were no recorded cases of triplets during the year.

The number of **stillbirth** registrations in 2006 was **20** with males **13** and females **7**. (See Tables 26 and 27).

The **stillbirth** rate was **5.79** per 1000 of live births. (See Table 20).

FERTILITY

The respective age groups of mother and order of birth of their children are set out in Table 23. There were **3** births to mothers under the age of **15** years as compared with **5** in 2005 and **12** in 2004.

Female births for the year 2006 numbered **1669** as compared with **1801** in 2005 and **1788** in 2004.

ADOPTION

7 children were adopted under the provisions of the *Adoption Act Chapter 212* of the Laws of

Barbados. **362** were previously adopted making a total of **369** from the commencement of the Act to the end of the year.

DEATHS

2299 deaths were registered. Males were **1158** and females **1141**. The death rate was **8.41** per 1000 of the mid-year population. (See Tables 19 and 20).

There were **49** Deaths under the age of one year Males **24** and females **25** or **2.13 %** of the total deaths. (See Tables 27, 28 and 29).

The maternal mortality rate for 2006 is not yet available.

There were **667** deaths of persons of the age 85 and over as compared with **739** in 2005. (See Table 28). There were **23** deaths of persons over the age of 100.

The Cause of death as classified under 17 heads or groups for the years 2003-2006 is not yet available.

The International lists of Causes are included in the report of the Director of Medical Services for the year.

MARRIAGES

There were **2890** marriages registered during 2006. Of the contracting parties **2075** were **bachelors**, **2204 spinsters**, **56 widowers**, **30 widows**, **759 divorced men** and **656 divorced women**. There were no marriages registered with the status of the male and female not being stated. (See Table 37).

The relative ages of the brides and bridegrooms are shown in Table 30. Marriages by month of occurrences are shown in Table 29. The **marriage rate** was **10.57** as shown in Table 20.

Marriages decreased by **6.75 %** as compared with 2005. The register showed **no** males and **no** females signed his/her name by his/her mark

Civil marriages, which were performed by the several Magistrates, were 289. (See Table 33)

PROFESSIONAL REGISTRATIONS

MEDICAL PRACTITIONERS

462 Medical Practitioners re-registered in January and **7** registered for the first time in January making a total of **469** persons gazetted in February . No Medical Practitioners re-registered late and **35** registered for the first time during February to December. **There were therefore 497 names on the Medical Register on 31st December 2006.**

The names of **33** Medical Practitioners were *provisionally registered* and **5** Medical

Practitioners were *specially registered*.

PARAMEDICALS

Para-medicals registered under the Para-medical Professions Act Cap.372C include:- Chiropractors, Medical Laboratory Technicians, Occupational Therapists, Optometrists, Ophthalmic Dispensers, Physiotherapists, Clinical Psychologists, Diagnostic Radiographers, Therapeutic Radiographers.

163 Para-medicals re-registered in January. **1** Para-medical registered for the first time in January making a total of **164** names gazetted in February. No Para-medicals re-registered late and **22** registered for the first time during February to December. **There were therefore 186 names on the Para-Medical Register on 31st December 2006.**

DENTAL PRACTITIONERS

65 Dental Practitioners re-registered in January and **no** Dental Practitioners registered for the first time in January making a total of **65** names gazetted in February. **No** Dental Practitioners re-registered late and none registered for the first time during February to December. **There were therefore 65 names on the Dental Register on the 31st December 2006.**

DENTAL AUXILIARIES

3 Dental Auxiliaries re-registered in January and **no** Dental Auxiliaries registered for the first time in January making a total of **3** names gazetted in February. **No** Dental Auxiliaries re-registered late and **none** registered for the first time during February to December. **There were therefore 3 names on the Dental Auxiliaries Register on 31st December 2006.**

DENTAL HYGIENIST

11 Dental Hygienists re-registered in January and **no** Dental Hygienists registered for the first time in January making a total of **11** names gazetted in February. **No** Dental Hygienists re-registered late and **1** registered for the first time during February to December. **There were therefore 12 names on the Dental Hygienist Register on the 31st December 2006.**

DENTAL TECHNICIANS

12 Dental Technicians re-registered in January and **no** Dental Technicians registered for the first time in January making a total of **12** names gazetted in February. **No** Dental Technicians re-registered late and none registered for the first time during February to December. **There were therefore 12 names on the Dental Technicians Register on 31st December 2006.**

PERSONS LICENSED TO PERFORM DENTAL SERVICES

No persons were re-registered in January and **no** name was gazetted in February. **No** persons re-registered late and none registered for the first time during February to December. **There were therefore no names on the register of Persons Licensed to Perform Dental Services on 31st December 2006.**

VETERINARY SURGEONS

20 Veterinary Surgeons re-registered in January in List "A" and **none** in List "B". **No** Veterinary Surgeon registered for the first time during January making a total of **20** names gazetted in February. **No** Veterinary Surgeons re-registered late and **1** registered for the first time during the period February to December. **There were therefore 21 names on the Veterinary Surgeons Register on 31st December 2006.**

PHARMACISTS

225 Pharmacists re-registered in January and **4** Pharmacists registered for the first time in January making a total of **229** names gazetted in February 2006. **No** Pharmacists re-registered late and **7** registered for the first time during February to December. **There were therefore 236 names on the register of Pharmacists on 31st December 2006.**

NURSES

PART 1-GENERAL NURSES

602 General Nurses re-registered in January . **No** General Nurses registered for the first time in January making a total of **602** names gazetted in February. **No** General Nurses re-registered late and **90** registered for the first time during February to December. **There were therefore 692 names on the Nurses Register Part 1 General Nurses on 31st December 2006.**

PART 11-PSYCHIATRIC NURSES

186 Psychiatric Nurses re-registered in January and no Psychiatric Nurses registered for the first time in January making a total of **186** names gazetted in February. **No** Psychiatric Nurses re-registered late and **21** registered for the first time during February to December. **There were therefore 207 names on the Nurses Register Part 11 Psychiatric Nurses on 31st December 2006.**

MIDWIVES

232 Midwives re-registered in January and **no** Midwives registered for the first time during January making a total of **232** names gazetted in February. **No** Midwives re-registered late and **25** registered for the first time during February to December. **There were therefore 257 names on the Midwives Register on the 31st December 2006.**

NURSING ASSISTANTS

336 Nursing Assistants re-registered in January and **2** Nursing Assistants registered for the first time in January making a total of **338** names gazetted in February. **No** Nursing Assistants re-registered late and **30** registered for the first time during February to December. **There were therefore 368 names on the Nursing Assistants Register on 31st December 2006.**

ATTORNEYS-AT-LAW

443 Attorneys-at Law re-registered in January and **no** Attorney –at- law registered for the first time in January making a total of **443** names gazetted in February. **No** Attorneys-at-law re-registered late and **36** registered for the first time during February to December. **There were therefore 479 names on the Roll of Attorneys- at-Law on 31st December 2006.**

ENGINEERS

157 Engineers re-registered in January and **no** Engineers registered for the first time in January making a total of **157** names gazetted in February. **No** Engineers re-registered late and **9** registered for the first time during February to December. **There were therefore 166 names on the Engineers Register on the 31st December 2006.**

ACCOUNTANTS

57 Accountants re-registered in January and **2** Accountants registered for the first time in January making a total of **59** names gazetted in February. **No** Accountants re-registered late and none registered for the first time during February to December. **There were therefore 59 names on the Accountants Register on 31st December 2006.**

ARCHITECTS

57 Architects re-registered in January and **2** Architects registered for the first time in January making a total of **59** names gazetted in February. **No** Architects re-registered late and **7** registered for the first time during February to December. **There were therefore 66 names on the register of Architects on 31st December 2006.**

BUILDERS AND/OR CONTRACTORS

6 Builders /and or Contractors re-registered in January. **No** Builders and /or Contractors registered for the first time in January making a total of **6** names gazetted in February. **1** Builders/and or Contractors registered for the first time during February to December and none re-registered late. **There were therefore 7 names on the register of Builders and/or Contractors on 31st December 2006.**

QUANTITY SURVEYORS

1 Quantity Surveyor re-registered in January and **1** registered for the first time in January making a total of **2** names gazetted in February. **No** Quantity Surveyors re-registered late and **1** registered for the first time during February to December. **There were therefore 3 names on the register of Quantity Surveyors on 31st December 2006.**

LAND SURVEYORS

59 Land Surveyors re-registered in January and **no** Land Surveyors registered for the first time in January making a total of **59** names gazetted in February. **1** Land Surveyor registered for the first time during February to December and none re-registered late. **There were therefore 60 names on the Land Surveyors Roll on 31st December 2006.**

REAL ESTATE AGENTS

107 Real Estate Agents re-registered in January, and **64** registered for the first time in January making a total of **171** names gazetted in February. **No** Real Estate Agents re-registered late and **79** registered for the first time during February to December. **There were therefore 250 names on the Real Estate Agents Register on 31st December 2006.**

REAL ESTATE COMPANIES

48 Real Estate Companies re-registered in January and **1** registered for the first time in January making a total of **49** names gazetted in February. **No** Real Estate Companies re-register late and

none registered for the first time during February to December. **There were therefore 49 names of Real Estate Companies on the Register of Real Estate Companies.**

AUCTIONEERS

6 Auctioneers re-registered in January and **2** registered for the first time in January making a total of **8** names gazetted in February. **No** Auctioneers re-registered late and **6** registered for the first time during February to December **There were therefore 14 names on the Auctioneers Register the 31st December 2006.**

TOWN PLANNERS

3 Town Planners re-registered in January and none registered for the first time during January making a total of **3** names gazetted in February. **No** Town Planners re-registered late and none registered for the first time during February to December. **There were therefore 3 names on the register of Town Planners on 31st December 2006.**

ELECTRICAL WIREMEN

5 Electrical wiremen re-registered in January and none registered for the first time in January making a total of **5** names were gazetted in February. **No** Electrical Wiremen registered late and **1** registered for the first time during February to December. **There were therefore 6 names on the Register of Electrical Wiremen on 31st December 2006.**

LIST STATISTICAL TABLES

The Statistical Tables appended and set out in two parts:

Part 1

Summary of Births, Stillbirths, Deaths, Infant Deaths, Marriages and Divorces for a period of 5 years.

Table	Details
17	End of year population 2002-2006.
18	Growth of Population 2002 - 2006
19	Births, Deaths and Natural increase by sex 2002-2006.
20	Mid-year Population and Vital Rates 2002 – 2006
22	Births, Stillbirths, and Infant Deaths by sex 2002-2006.
33	Marriages according to Religious Denomination and other category, 2002-2006.
34	Marriages and Divorces 2002 – 2006

Part 11

Detailed Statistics for year 2006

Table	Details
21	Estimated population mid-year and end of year
23	Live Birth Order: Age of Mother and order of Birth
24	Births by quarters and sex in each parish
25	Deaths by quarters and sex in each parish
26	Still-births, infant deaths and marriages in each parish
27	Quarterly registrations Live Births, Deaths, Infant Deaths by Sex, Still-births and Marriages
28	Deaths by age group and sex
29	Births, Deaths, infant deaths by sex and marriages by month of occurrences
30	Marriages: Relative ages of brides and bridegrooms
31	Marriages according to age and previous conditions of persons marrying.
32	Previous conditions of persons intermarrying

35 Applications made for Certificates.

**S. Maureen Crane-Scott QC
REGISTRAR OF THE SUPREME COURT**

STATISTICAL TABLES