



2014

# Registration Department

Report on Vital Statistics and Registrations

## CONTENTS

<b>INTRODUCTION.....</b>	<b>1</b>
<b>An Overview of the Registration Department.....</b>	<b>1</b>
1.    The Supreme Court.....	1
2.    The Magistrate's Courts .....	1
3.    The Court Process Office .....	1
4.    The Records Branch.....	2
<b>Functions of the Department.....</b>	<b>2</b>
<b>VOLUME OF LITIGATION .....</b>	<b>4</b>
<b>SUPREME COURT.....</b>	<b>4</b>
The Court of Appeal .....	4
The High Court .....	7
<b>THE MAGISTRATES' COURTS .....</b>	<b>12</b>
<b>CIVIL REGISTRATIONS.....</b>	<b>15</b>
<b>RECORD BRANCH.....</b>	<b>15</b>
<b>Population.....</b>	<b>15</b>
<b>Professional Registrations .....</b>	<b>17</b>
<b>LIST OF STATISTICAL TABLES .....</b>	<b>19</b>
<b>Part I.....</b>	<b>19</b>
Summary of Births, Stillbirths, Deaths, Infant Deaths, marriages and Divorces for a period of 5 years.....	19
<b>Part II.....</b>	<b>19</b>
Detailed Statistics for the year 2014 .....	19
<b>POPULATION STATISTICAL TABLES .....</b>	<b>20</b>

## INTRODUCTION

### **An Overview of the Registration Department**

The Registration Department is segmented in its functions and has the following sections:

1. **The Supreme Court** which comprises:
  1. The Court of Appeal
  2. The High Court

The Court of Appeal is presided over by Justices of Appeal and mainly deals with Appeals from the High Courts and Magistrates' Courts. The Chief Justice is President of the Court of Appeal.

The High Courts are presided over by the Judges of the High Court and deal with Civil and Family matters as well as Criminal offences that are committed for trial by the Magistrates' Courts.

2. **The Magistrate's Courts**

The Magistrates' Courts are courts of summary jurisdiction where a Magistrate acting without a jury conducts cases without delay or formality. Magistrates' Courts are located at the various districts throughout the island.

3. **The Court Process Office**

The Court Process Office has a statutory mandate that is set out in Section 5 of the Court Process Office Act and includes:

1. Execution of writs, warrants, orders for debt and the commands of any Judge or Magistrate;
2. Service of summonses and other documents or process required to be served by the Rules of the Court;
3. Attendance at Court when required
4. Performance of any other functions as required by any Court.

The Chief Marshal is responsible for the administration of the Court Process office. Administrative responsibility is exercised through the Court Process service.

#### **4. The Records Branch**

The Records Branch also referred to as the island's registry is responsible for the registration of vital statistics records, i.e. births, deaths, marriages and professional registrations.

The Registrar of the Supreme Court is responsible for the administration of the Registration Department.

#### **Functions of the Department**

The functions of the Registration Department are set out in various pieces of legislation.

These are:

- The Supreme Court Act (Cap 117A)
- The Supreme Court Rules
- The Magistrates' Courts Act (Cap 116A)
- The Court Process Office Act (Cap 111A)
- The Registration Office Act (Cap 33)

Several other pieces of legislation impact on the work of the Registration Department.

The functions include but are not limited to:

- Receiving all court documents
- Preparing case files for trial in the following court systems:
  - Appeals, Criminal, Civil and Family
- Processing application for grants of Probate and Letters of Administration
- Registering of Births, Stillbirths, Deaths and Marriages
- Registering of Professional persons
- Recording Deeds such as Powers of Attorneys, Deed Polls and deeds not pertaining to land

- Supplying authentic copies of documents and public records on the request and payment of the appropriate fees
- Researching and preparing certificates of births, deaths and marriages
- Processing of Liquor Licences
- Collecting fees and fines imposed by the Magistrates
- Collecting and disbursing maintenance money
- Performing Notary functions
- Serving Court documents

The functions of the Magistrates' Courts and the Court Process Office are paper based and are carried out manually. A computerized system was implemented in the Records Branch to automate the processes of registering births, deaths and marriages as well as the processes for searching and retrieving of information in respect of births, deaths and marriage certificates. While in the Supreme Court registries a Case Management System was implemented as a tool to manage the pace of litigation from initial filing to disposal.

## VOLUME OF LITIGATION

### **SUPREME COURT**

#### **The Court of Appeal**

During 2014, **37** Civil Appeals (High Court) were filed as compared with **19** in 2013 and **37** in 2012. **13** Civil Appeals (Magisterial) were filed as compared with **7** in 2013 and **3** in 2012.

**16** Criminal Appeals (High Court) were filed compared with **20** in 2013 and **26** in 2012; and **10** Magisterial Criminal Appeals as compared to **12** in 2013 and **18** in 2012.

In addition the Court of Appeal heard **54** Appeals, **34** decisions were given and **62** Chamber Applications were disposed of.

**Table 1- APPEALS FILED  
(January 1 to December 31, 2014)**

CRIMINAL APPEALS (HIGH COURT)	16
CIVIL APPEALS (HIGH COURT)	37
CRIMINAL APPEALS (MAGISTERIAL)	10
CIVIL APPEALS (MAGISTERIAL)	13
<b>TOTAL</b>	<b>76</b>

**Table 2- APPEALS HEARD  
(January 1 to December 31, 2014)**

CRIMINAL APPEALS (HIGH COURT)	22
CIVIL APPEALS (HIGH COURT)	20
CRIMINAL APPEALS (MAGISTERIAL)	4
CIVIL APPEALS (MAGISTERIAL)	8
<b>TOTAL</b>	<b>54</b>

**Table 3-DECISIONS GIVEN  
(January 1 to December 31, 2014)**

CRIMINAL APPEALS (HIGH COURT)	12
CIVIL APPEALS (HIGH COURT)	15
CRIMINAL APPEALS (MAGISTERIAL)	4
CIVIL APPEALS (MAGISTERIAL)	3
<b>TOTAL</b>	<b>34</b>

**Table- 4 CHAMBER APPLICATIONS  
(January 1 to December 31, 2014)**

CHAMBER APPLICATIONS HEARD (BAIL)	37
CHAMBER APPLICATIONS HEARD (EXCLUDING BAIL)	25
<b>TOTAL</b>	<b>62</b>

**TABLE 5  
APPEALS FILED 2011-2014**

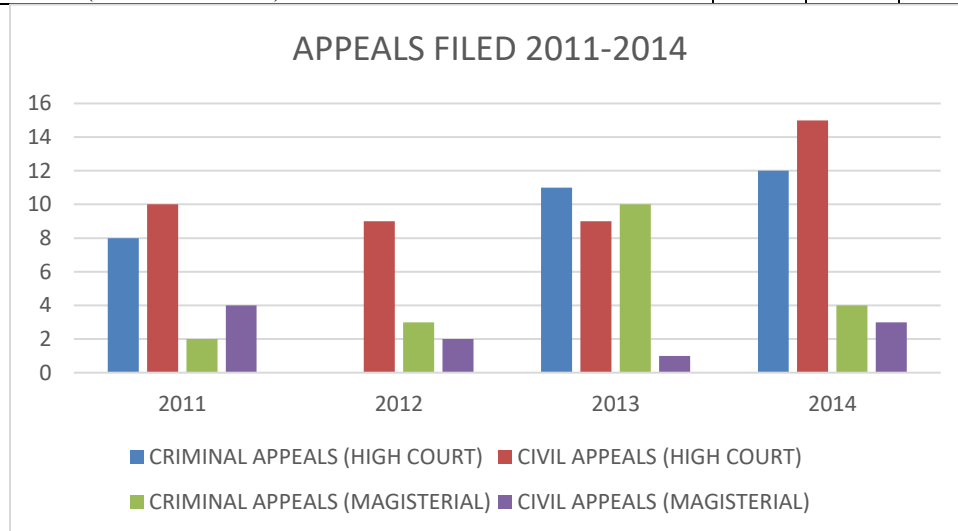
	<b>2011</b>	<b>2012</b>	<b>2013</b>	<b>2014</b>
CRIMINAL APPEALS (HIGH COURT)	19	26	20	16
CIVIL APPEALS (HIGH COURT)	20	37	19	37
CRIMINAL APPEALS (MAGISTERIAL)	9	18	12	10
CIVIL APPEALS (MAGISTERIAL)	15	3	7	13

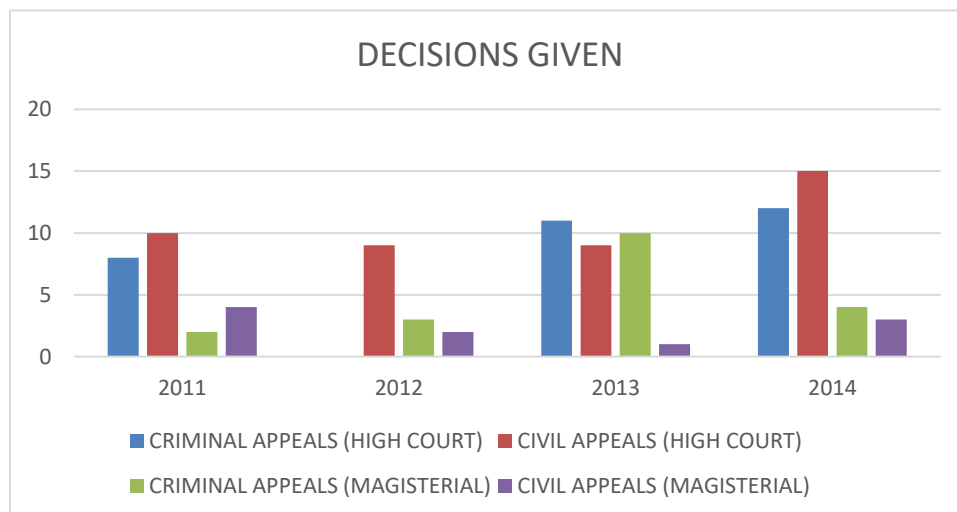
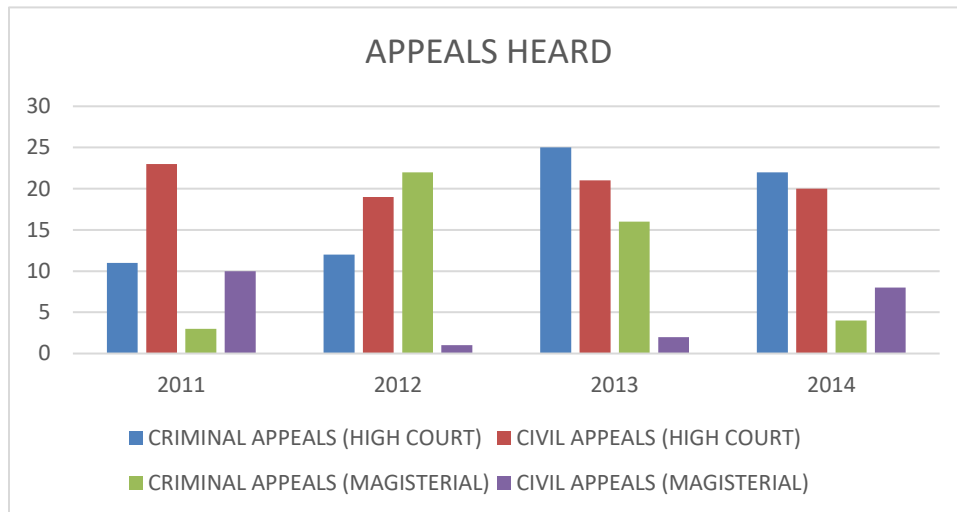
**TABLE 6  
APPEALS HEARD 2011-2014**

	2011	2012	2013	2014
CRIMINAL APPEALS (HIGH COURT)	11	12	25	22
CIVIL APPEALS (HIGH COURT)	23	19	21	20
CRIMINAL APPEALS (MAGISTERIAL)	3	22	16	4
CIVIL APPEALS (MAGISTERIAL)	10	1	2	8

**TABLE 7  
DECISIONS GIVEN 2011-2014**

	2011	2012	2013	2014
CRIMINAL APPEALS (HIGH COURT)	8	0	11	12
CIVIL APPEALS (HIGH COURT)	10	9	9	15
CRIMINAL APPEALS (MAGISTERIAL)	2	3	10	4
CIVIL APPEALS (MAGISTERIAL)	4	2	1	3







## **The High Court**

In the High Court **1898** Civil cases were filed compared with **2225** in 2013 and **2273** in 2012. **971** Probate applications were filed as compared with **915** in 2013 and **1193** in 2012.

On the Criminal side there were **245** indictments as compared to **187** in 2013 and **178** in 2012.

**443** Divorce applications were filed as compared with **459** in 2013 and **472** in 2012. The Divorce rate was **23.88** per 100 marriages. See Tables 8 and 20.

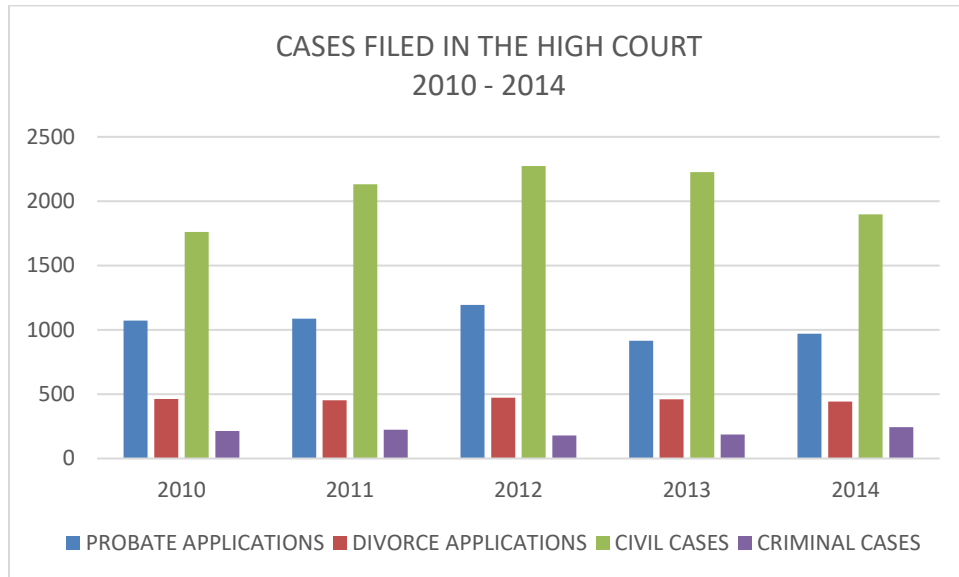
The number of children affected by Divorces according to Section 3 of the Family Law Act, Cap. 214 were **259** in 2014. The corresponding number for 2013 was **316** as compared with **295** in 2012.

## ***Other Family Applications***

**13** applications involving **Unions** were filed as compared with **12** in 2013 and **27** in 2012; **22** **Custody** applications as compared with **12** in 2013 and **12** in 2012; **1** **Annulment** as compared with **2** in 2013 and **0** in 2012; There was 1 application for **Paternity** in 2012 as compared with **1** in 2013 and **0** in 2012; **54** applications for **Maintenance** were filed as compared with **61** in 2013 and **54** in 2012; **3** applications for **Property** settlement were filed as compared with **3** in 2013 and **8** in 2012; **3** applications for **Adoptions** as compared with **4** in 2013 and **3** in 2012; and 8 miscellaneous applications as compared with **10** in 2013 and **11** in 2012.

**TABLE 8**  
**CASES FILED IN THE SUPREME COURT 2010-2014**

HIGH COURT					COURT OF APPEAL			
YEAR	PROBATE APPLICATIONS	DIVORCE APPLICATIONS	CIVIL CASES	CRIMINAL CASES	HIGH COURT		MAGISTERIAL	
					CIVIL APPEALS	CRIMINAL APPEALS	CIVIL APPEALS	CRIMINAL APPEALS
<b>2010</b>	1071	462	1760	213	17	25	8	5
<b>2011</b>	1086	452	2132	224	20	19	15	9
<b>2012</b>	1193	472	2273	178	37	26	3	18
<b>2013</b>	915	459	2225	187	19	20	7	12
<b>2014</b>	971	443	1898	245	37	16	13	10



**TABLE 9  
HIGH COURT  
FAMILY CASES OTHER THAN DIVORCES FILED 2010-2014**

CASE TYPE	2014	2013	2012	2011	2010
UNIONS	13	12	27	11	11
CUSTODY	22	12	12	31	49
ANNULMENT	1	2	0	1	1
PATERNITY	1	1	0	9	32
MAINTENANCE	54	61	54	62	60
PROPERTY	3	9	8	9	16
ADOPTION	3	4	3	1	6
OTHER	8	10	11	21	37
<b>TOTAL</b>	<b>105</b>	<b>111</b>	<b>115</b>	<b>145</b>	<b>212</b>

**TABLE 10**  
**HIGH COURT**  
**CLASSIFIED CRIMINAL CASES**

<b>OFFENCE</b>	<b>TOTAL</b>
Wounding, GBH, Assault, Cruelty to person under 16, SBH, ABH	<b>22</b>
Murder, Manslaughter, Causing death by dangerous driving, Concealment of birth	<b>29</b>
Burglary, Larceny, Receiving Stolen Goods, House-Breaking, Building Breaking	<b>8</b>
Malicious Damage to Property	
Escaping Legal Custody, Harboursing a Prisoner	<b>1</b>
Fraud, Robbery of a person, Aggravated Robbery, Embezzlement, Theft	<b>21</b>
Rape, Carnal Knowledge, Indecent Assault	<b>15</b>
Buggery	<b>1</b>
Breach of Probation	
Arson	<b>1</b>
Possession of Drugs, Drug Trafficking	<b>59</b>
Conspiracy to Corrupt Public Morals	
Sacrilege	
Firearms, illegal possession, ammunition	<b>58</b>
Criminal deception	
Other	<b>30</b>
<b>TOTAL</b>	<b>245</b>

**TABLE 11**  
**HIGH COURT CRIMINAL CASES – PROVISIONAL CUSTODIAL SENTENCES**

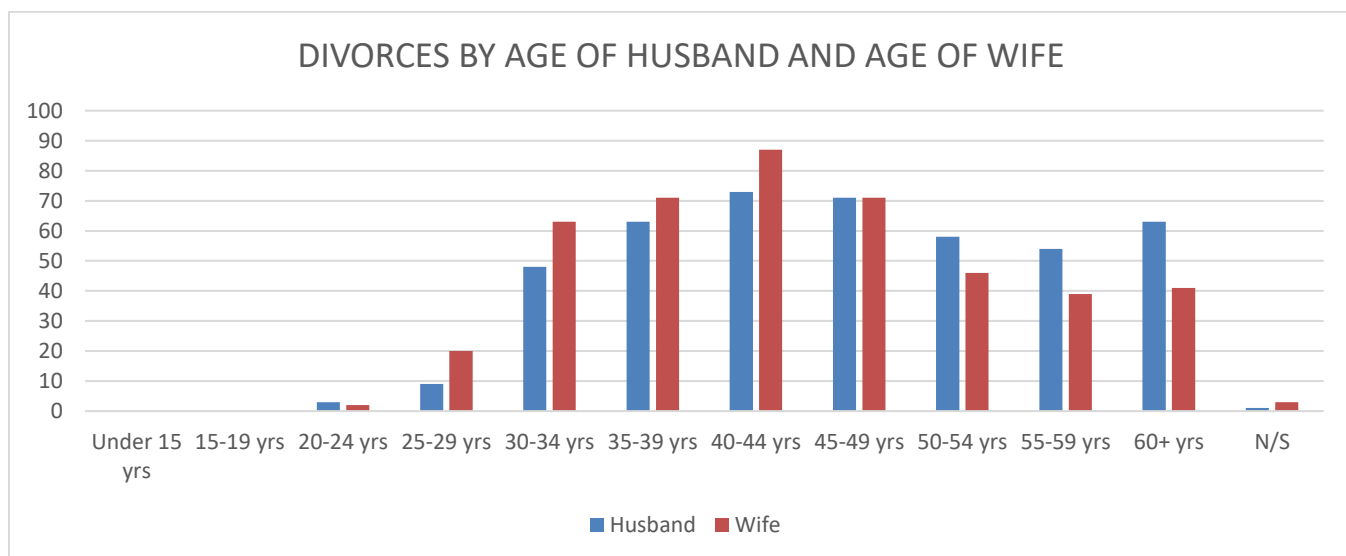
<b>OFFENCE</b>	<b>SENTENCE GIVEN</b>							
	<b>Under 6 months</b>	<b>Over 6 months</b>	<b>1-3 years</b>	<b>4-5 years</b>	<b>6-10 years</b>	<b>11-15 years</b>	<b>Over 15 years</b>	<b>Death Penalty</b>
Firearms, illegal possession			6	2	3			
Possession of ammunition			6	1				
Robbery/ Theft/ Fraud			2	1	2			
Wounding/ GBH/Assault/SBH/ABH				1				
Rape/Indecent assault				1		2		
Importation of a controlled drug				1	6	2		
Possession of drugs/ trafficking			1	2	12	4		
Murder/Manslaughter/dangerous driving			2				2	2
Burglary/ Larceny/ House breaking			1			3		
Endangering Life							2	
Criminal Damage			1					
Escape/Harboursing a prisoner				2				
Arson					1			
Other			2					

**TABLE 12**  
**HIGH COURT CRIMINAL CASES – PROVISIONAL NON-CUSTODIAL SENTENCES**

OFFENCE	SENTENCE GIVEN									
	Not Guilty	Dismissed	Mis-Trial	CRD	Probation		Suspended Sentence	Fines		Discontinued
					1-3 years	Over 3 years		Under \$1000	Over \$1000	
Firearms, illegal possession	2	2	2	1					1	
Possession of ammunition	1	1	1	3			1		1	
Robbery/ Theft/ Fraud/Fraudulent Accounting	2									
Wounding/ GBH/Assault/SBH/ABH	3	2							2	
Rape/Indecent assault	1						2			
Importation of a controlled drug										1
Possession of drugs/ trafficking	2								2	2
Murder/Manslaughter/dangerous driving	2	3	6		1				4	1
Burglary/Larceny/House breaking										
Endangering Life	2									
Criminal Damage	1			1						
Serious Indecency	1									
Other	1	1			1					

**TABLE 13**  
**DIVORCES BY AGE OF HUSBAND AND AGE OF WIFE**

AGE OF HUSBAND (YEARS)	TOTAL	AGE OF WIFE (YEARS)											
		UNDER 15	15-19	20-24	25-29	30-34	35-39	40-44	45-49	50-54	55-59	60+	N/S
Under 15 yrs	0												
15-19	0												
20-24	3				2			1					
25-29	9			1	1	5		1	1				
30-34	48			1	13	21	8	1	2	1	1		
35-39	63				2	19	23	13	6				
40-44	73				1	12	19	29	10	2			
45-49	71					4	12	23	21	8	1	2	
50-54	58				1	1	3	9	19	17	6	2	
55-59	54						4	8	9	11	16	6	
60+	63					1	1	2	3	7	15	31	3
N/S	1						1						
<b>TOTAL</b>	<b>443</b>	<b>0</b>	<b>0</b>	<b>2</b>	<b>20</b>	<b>63</b>	<b>71</b>	<b>87</b>	<b>71</b>	<b>46</b>	<b>39</b>	<b>41</b>	<b>3</b>



**TABLE 14**  
**DIVORCES: NO OF CHILDREN AND DURATION OF MARRIAGE**

NO. OF CHILDREN	DIVORCES	TOTAL CHILDREN	DURATION OF MARRIAGE	DIVORCES
0	262		Under 1 year	
1	116	116	1 year	7
2	55	110	2 years	16
3	8	24	3 years	15
4	1	4	4 years	21
5	1	5	5 years	31
6			6 years	29
7			7 years	19
8			8 years	28
9			9 years	22
10 and over			10-14 years	94
unknown			15-19 years	65
			20-24 years	40
			25 years and over	56
<b>TOTAL</b>	<b>443</b>	<b>259</b>		<b>443</b>

## **THE MAGISTRATES' COURTS**

The Magistrates' Courts of summary jurisdiction where a Magistrate acting without a jury can conduct cases without much delay or formality. The Magistrates' Courts are located at various districts throughout the Island.

During the year 2014, 4429 Criminal cases, **18327** Traffic cases, **2178** Civil cases, **1710** Domestic cases, **283** Domestic Violence cases and **79** Juvenile cases were lodged.

### ***District 'A'***

The two (2) Criminal Courts disposed of **2098** cases as compared with **2103** in 2013. The Traffic Court disposed of **5123** cases as compared with **4806** in 2013. In the Civil court **779** cases were disposed of as compared with **913** in 2013 and in the Domestic court **1043** cases were disposed of as compared with **1485** in 2013. A total of **65** Juvenile cases were adjudicated during the year.

### ***District 'B' (Boarded Hall)***

For the period January to October this court adjudicated **1251** cases. A total of **1706** cases were disposed of during the year 2013.

***District 'B' (Oistins)*** adjudicated a total of **1000** cases as compared with **1148** in 2013.

***District 'C'*** adjudicated **350** cases as at January 2014. No other figures are available to date.

***District 'D'*** adjudicated **303** cases as compared with **348** in 2013.

***District 'E'*** adjudicated **1024** cases as compared with **745** in 2013.

***District 'E' (Holetown)*** adjudicated a total of **2556**

***District 'F'*** adjudicated **217** cases as compared with **217** in 2013.

***District 'F' (Belleplaine)*** adjudicated **270** cases as compared with **231** in 2013.

**283** Protection Orders were filed under the Domestic Violence Act, Cap. 130 of the laws of Barbados. 5502 cases were previously filed making a total of **5785** cases filed from the commencement of the Act to the end of 2015.

**TABLE 15**  
**CASES LODGED IN EACH MAGISTRATE'S COURT**

COURT	CASE TYPE						
	CRIMINAL	TRAFFIC	CIVIL	DOMESTIC	DOMESTIC VIOLENCE	JUVENILE	TOTAL
District 'A' No 1	1339	16	6		82		1443
District 'A' No 2	940	48	1				989
District 'A' Traffic	117	*9793					9910
District 'A' Civil			1834				1834
District 'A' Domestic				759			759
District 'A' Juvenile						71	71
District 'B'	378	1807	98	182	46		2511
District 'B' Oistins	399	1094	73	98	20		1684
District 'C'	432	528	48	220	53	2	1283
District 'D'	136	173	22	73	14	3	421
District 'E'	241	758	38	155	29	2	1223
District 'E' Holetown	310	3838	52	148	31	1	4380
District 'F'	74	103	1	41	1		220
District 'F' Belleplaine	63	169	5	34	7		278
<b>TOTAL</b>	<b>4429</b>	<b>18327</b>	<b>2178</b>	<b>1710</b>	<b>283</b>	<b>79</b>	<b>27006</b>

\*District 'A' Traffic- figures for Jul – Dec only

**TABLE 16**  
**CASES ADJUDICATED IN EACH MAGISTRATE'S COURT**

COURT	CASE YPE							
	CRIMINAL	TRAFFIC	CIVIL	DOMESTIC	DOMESTIC VIOLENCE	JUVENILE	CORONER	TOTAL
District 'A' No.1	916	15	1		117			1049
District 'A' No.2	974	28	2		45			1049
District 'A' Traffic	78	5041			4			5123
District 'A' Civil			779					779
District 'A' Domestic				1043				1043
Coroner							6	6
Juvenile						65		65
District 'B'	195	748	82	234	22			1251
District 'B' Oistins	407	357	34	170	31	1		1000
District 'C'	58	25	21	242	4			350
District 'D'	92	82	18	100	9	2		303
District 'E'	306	394	20	260	44			1024
District 'E' Holetown	374	1890	27	231	31	3		2556
District 'F'	79	63	6	68	1			217
District 'F' Belleplaine	84	108	2	68	8			270
<b>TOTAL</b>	<b>3563</b>	<b>8751</b>	<b>962</b>	<b>2416</b>	<b>316</b>	<b>71</b>	<b>6</b>	<b>16085</b>



## CIVIL REGISTRATIONS

### RECORD BRANCH

#### Population

At the end of the year, the population of Barbados was estimated at approximately **276 937**. During the year births exceeded deaths by **306**.

The growth of population covering a period of 5 years is shown as appended in Table 18.

The mid-year population from which several rates of births, deaths and marriages are calculated was **277 199**. (See tables 20 and 21)

The size of Barbados is 166.55 square miles or acreage of 106, 592.

The Island is divided into eleven parishes with the principal City of Bridgetown located in the parish of St. Michael.

The density per square mile for the Island was **1662.79** as compared with **1661.81** in 2013.

#### ***Births***

Live births registered during the year were **2907** with males totaling **1487** and females **1420**.  
(See Table 24)

The birth rate was **10.49** per one thousand of the mid-year population. (See Table 20)

Live Birth Order: Age of mother and order of birth is shown in Table 23.

There were **29** cases of twins registered during 2014 as compared with **31** in 2013 and **34** in 2012.  
There were **no** recorded cases of triplets during the year.

The number of stillbirth registrations in 2014 was **24** with males totaling **10** and females **13**. There was one case in which the sex of the child was not stated. (See Tables 22 and 26)

The stillbirth rate was **8.26** per 1000 of live births. (See Table 20).

### ***Fertility***

The respective age groups of mother and order of birth of their children are set out in Table 23. There were **5** births to a mother under the age of 15 years as compared to **3** in 2013 and **1** in 2012. Female births for the year 2014 numbered **1420** as compared with **1484** in 2013 and **1542** in 2012.

### ***Adoption***

**3** children were adopted under the provisions on the Adoption Act Chapter 212 of the Laws of Barbados. **394** were previously adopted making a total of **397** from the commencement of the Act to the end of the year.

### ***Deaths***

**2601** deaths were registered in 2014. Males were **1319**, females **1282**. The death rate was 9.38 per 1000 of the mid-year population. (See Tables 25 and 20)

There were **30** deaths under the age of one year, males **20** and females **10**. The infant death rate was **10.32**. (See tables 22, 28 and 20).

The maternal mortality rate for 2014 is not available.

There were **804** deaths of persons of the age 85 and over as compared to **739** in 2013. (See Table 28) There were **48** deaths of persons over the age of 100.

The cause of death as classified under 17 heads or groups for the years 2011- 2014 is not yet available.

The International lists of causes are included in the report of the Director of Medical Services for the year.

### ***Marriages***

There were **1855** marriages registered during 2014. Of the contracting parties **1321** were bachelors, **1413** spinsters, **52** widowers, **32** widows, **481** divorced men and **409** divorced women. There was **1** marriage registered with the status of the male and female not being stated. (See table 31).

The relative ages of the bride and bridegrooms are shown in Table 30. Marriages by the month of occurrences are shown in Table 29. The marriage rate was **6.69** as shown in Table 20.

Marriages increased by **1.40 %** as compared with 2013. The register showed no male and no female signed his/her name by his/ her mark.

Civil marriages, which were performed by the several Magistrates, were **256**.

### **Professional Registrations**

A person who engages or intends to engage in a profession, trade, business or calling, is required to register in respect of each profession, trade, business or calling in accordance with the Profession, Trade and Business Registration Act Cap. 373 of the Laws of Barbados.

The number of professionals registered in each category are set out in the table below:

<b>Profession</b>	<b>Total</b>	<b>Profession</b>	<b>Total</b>
Accountant	94	Clinical Psychologist	11
Actuary	5	Dental Auxiliary	9
Acupuncturist	4	Dental Hygienist	18
Architect	66	Dental Practitioner	81
Attorney-at-law	648	Dental Technician	11
Auctioneer	13	Diagnostic Radiographer	37
Audiologist	1	Dietician	11
Builder/Contractor	11	Draughtsman	218
Cardiac Technologist	5	Embalmer	8
Chiropodist	2	Engineer	189
Chiropractor	8	Funeral Director/Undertaker	53
Clinical Prosthetist	1	Land Surveyor	57

<b>Profession</b>	<b>Total</b>	<b>Profession</b>	<b>Total</b>
Medical Laboratory Technician	108	Podiatrist	8
Medical Practitioner	468	Prosthetist	2
Nuclear Medical Technician	1	Psychologist	9
Nutritionist	4	Quantity Surveyor	11
Occupational Therapist	11	Real Estate Agent	231
Ophthalmic Dispenser	12	Real Estate Company	41
Optometrist	16	Reflexologist	10
Orthoptist	1	Speech Therapist	8
Osteopath	6	Therapeutic Radiographer	6
Paramedic	29	Town Planner	10
Pharmacist	301	Veterinary Surgeon	40
Physiotherapist	55		

## LIST OF STATISTICAL TABLES

The Statistical Tables are appended and set out in two parts:

### **Part I**

#### **Summary of Births, Stillbirths, Deaths, Infant Deaths, marriages and Divorces for a period of 5 years**

##### **Table Details**

- |    |  |
|----|--|
| 17 | End of year population 2010-2014.  |
| 18 | Growth of Population 2010-2014.  |
| 19 | Births, Deaths and Natural increase by sex 2010-2014.                          |
| 20 | Mid-year Population and Vital Rates 2010-2014.                                 |
| 22 | Births, Stillbirths and Infant Deaths by sex 2010-2014.                        |
| 33 | Marriages according to Religious Denomination and other categories, 2010-2014. |
| 34 | Marriages and Divorces 2010-2014.  |

### **Part II**

#### **Detailed Statistics for the year 2014**

##### **Table Details**

- |    |  |
|----|--|
| 21 | Estimated population mid-year and end of year.   |
| 23 | Live Birth Order: Age of Mother and Order of Birth.  |
| 24 | Births by quarters and sex in each parish.   |
| 25 | Deaths by quarters and sex in each parish.   |
| 26 | Stillbirths, Infant deaths and Marriages in each Parish.   |
| 27 | Quarterly Registrations of Live Births, Deaths, Infant deaths by sex, Stillbirths and Marriages. |
| 28 | Deaths by age group and sex.   |
| 29 | Births, deaths, Infant deaths by sex and Marriages by month of occurrences.                      |
| 30 | Marriages: Relative ages of brides and bridegrooms.  |
| 31 | Marriages according to age and previous condition of persons marrying.                           |
| 32 | Previous condition of persons intermarrying.   |
| 35 | Applications made for Certificates.  |

## POPULATION STATISTICAL TABLES

**TABLE 17**  
**END OF YEAR POPULATION 2010-2014**

YEAR	TOTAL	MALES	FEMALES
2010	276302	133706	142596
2011	276781	134092	142689
2012	276977	134282	142695
2013	276774	133044	143730
2014	276937	133261	143676

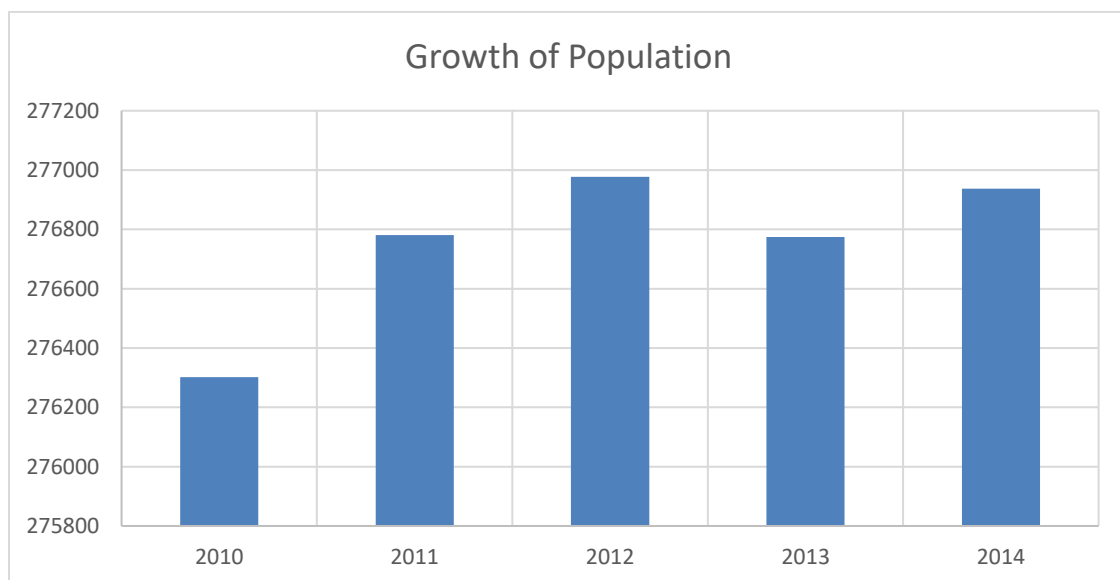
The figures relate only to the resident population of Barbados

**TABLE 18**  
**GROWTH OF POPULATION 2010-2014**

YEAR	POPULATION	BIRTHS	DEATHS	INCREASE
2010	276302	3446	2331	1115
2011	276781	3283	2422	861
2012	276977	3184	2404	780
2013	276774	3024	2465	559
2014	276937	2907	2601	306

Barbados Census-1<sup>st</sup> May 2000,      **268,709**

N.B. The figures only relate to the resident population of Barbados



**TABLE 19**  
**LIVE BIRTHS, DEATHS, NATURAL INCREASE BY SEX 2010-2014**

YEAR	BIRTHS			DEATHS			NATURAL INCREASE (A)		
	TOTAL	M	F	TOTAL	M	F	TOTAL	M	F
2010	3446	1830	1616	2331	1158	1173	1115	672	443
2011	3283	1687	1596	2422	1163	1259	861	524	337
2012	3184	1642	1542	2404	1188	1216	780	454	326
2013	3024	1540	1484	2465	1216	1249	559	324	235
2014	2907	1487	1420	2601	1319	1282	306	168	138

(A) Excess of Births over Deaths. Stillbirths not included.

**TABLE 20**  
**MID YEAR POPULATION AND VITAL RATES 2010-2014**

YEAR	MID YEAR POPULATION	RATES							
		BIRTHS (A)	DEATHS (A)	INCREASE (A)	MARRIAGES (A)	INFANT DEATHS (B)	STILL BIRTHS (B)	SEX (C)	DIVORCE (D)
2010	276070	12.48	8.44	4.04	9.06	9.58	4.93	936.22	18.48
2011	276457	11.88	8.76	3.12	7.96	13.71	4.26	938.34	20.55
2012	276815	11.50	8.68	2.82	7.71	11.62	5.65	940.55	22.11
2013	277224	10.91	8.89	2.02	6.60	8.27	9.92	925.27	25.10
2014	277199	10.49	9.38	1.11	6.69	10.32	8.26	926.92	23.88

(A) Per 1000 of Mid-Year Population

(B) Per 1000 Births

(C) Males per 1000 Females

(D) Per 100 Marriages

**TABLE 21**  
**ESTIMATED POPULATION**

POPULATION	TOTAL	MALE	FEMALE
Mid-Year	277199	133343	143856
End of Year	276937	133261	143676

**TABLE 22**  
**BIRTHS, STILL-BIRTHS AND INFANT DEATHS BY SEX 2010-2014**

YEAR	BIRTHS			STILL-BIRTHS				INFANT DEATHS			
	TOTAL	M	F	TOTAL	M	N/S	F	TOTAL	M	N/S	F
2010	3446	1830	1616	17	11		6	33	14		19
2011	3283	1687	1596	14	11		3	45	30		15
2012	3184	1642	1542	18	8		10	37	19		18
2013	3024	1540	1484	30	21		9	25	11		14
2014	2907	1487	1420	24	10	1	13	30	20		10

**TABLE 23**  
**LIVE BIRTH ORDER: AGE OF MOTHER AND ORDER OF BIRTH**

AGE GROUP (yrs.)	TOTAL	1 <sup>st</sup> Born	2 <sup>nd</sup> Born	3 <sup>rd</sup> Born	4 <sup>th</sup> Born	5 <sup>th</sup> Born	6 <sup>th</sup> Born	7 <sup>th</sup> Born	8 <sup>th</sup> Born	9 <sup>th</sup> Born	10+ Born	N/S
Under 15	5	4	1									
15-17	103	102	1									
18-19	223	192	30	1								
20-21	289	214	67	7	1							
22-24	427	221	141	45	16	4						
25-29	671	265	239	110	43	10	4					
30-34	638	168	219	128	77	26	13	5	2			
35-39	411	87	131	95	48	19	14	11	3	3		
40-44	128	19	33	27	21	10	5	7	3	2		1
45-49	9	3	3			1	1			1		
50+	0											
N/S	3											3
Total	2907	1275	865	413	206	70	37	23	8	6	0	4



**TABLE 24**  
**BIRTHS REGISTERED BY QUARTER AND SEX IN EACH PARISH**

PARISH	TOTAL	TOTAL		1st QUARTER		2nd QUARTER		3rd QUARTER		4th QUARTER	
		M	F	M	F	M	F	M	F	M	F
ST. MIICHAEL	2886	1476	1410	383	376	328	288	323	338	442	408
CHRIST CHURCH	9	3	6	1	2		2	1	1	1	1
ST.GEORGE	0	0	0								
ST. PHILIP	3	2	1	1			1			1	
ST. JOHN	3	3	0	1				1		1	
ST. JAMES	2	0	2		1		1				
ST. THOMAS	1	1	0							1	
ST. PETER	1	0	1								1
ST. LUCY	2	2	0	1		1					
ST. JOSEPH	0	0	0								
ST. ANDREW	0	0	0								
<b>TOTAL</b>	<b>2907</b>	<b>1487</b>	<b>1420</b>	<b>387</b>	<b>379</b>	<b>329</b>	<b>292</b>	<b>325</b>	<b>339</b>	<b>446</b>	<b>410</b>

**TABLE 25**  
**DEATHS REGISTERED BY QUARTER AND SEX IN EACH PARISH**

PARISH	TOTAL	TOTAL		1ST QUARTER		2ND QUARTER		3RD QUARTER		4TH QUARTER	
		M	F	M	F	M	F	M	F	M	F
ST. MICHAEL	1878	986	892	252	221	229	214	200	186	305	271
CHRIST CHURCH	250	120	130	32	34	30	26	28	33	30	37
ST. GEORGE	89	43	46	14	9	7	7	9	12	13	18
ST. PHILIP	111	49	62	10	15	17	13	14	18	8	16
ST. JOHN	27	9	18	1	3	2	5	2	6	4	4
ST. JAMES	91	37	54	12	8	9	15	7	17	9	14
ST. THOMAS	48	21	27	6	6	6	10	5	4	4	7
ST. PETER	45	20	25	4	7	5	6	3	6	8	6
ST. LUCY	36	18	18	3	3	2	5	11	3	2	7
ST. ANDREW	11	5	6	1	3	1			2	3	1
ST. JOSEPH	15	11	4	2	1		1	3		6	2
N/S											
<b>TOTAL</b>	<b>2601</b>	<b>1319</b>	<b>1282</b>	<b>337</b>	<b>310</b>	<b>308</b>	<b>302</b>	<b>282</b>	<b>287</b>	<b>392</b>	<b>383</b>

**TABLE 26**  
**STILL-BIRTHS, INFANT DEATHS AND MARRIAGES REGISTERED BY OCCURRENCE IN EACH PARISH**

PARISH	STILL-BIRTHS				INFANT DEATHS			MARRIAGES
	TOTAL	M		F	TOTAL	M	F	
ST. MICHAEL	24	10	1	13	29	20	9	457
CHRIST CHURCH	0				0			495
ST. GEORGE	0				0			62
ST. PHILIP	0				1		1	190
ST. JOHN	0				0			49
ST. JAMES	0				0			392
ST. THOMAS	0				0			55
ST. PETER	0				0			93
ST. LUCY	0				0			20
ST. JOSEPH	0				0			26
ST. ANDREW	0				0			16
N/S								
<b>TOTAL</b>	<b>24</b>	<b>10</b>	<b>1</b>	<b>13</b>	<b>30</b>	<b>20</b>	<b>10</b>	<b>1855</b>

**TABLE 27**  
**LIVE BIRTHS, DEATHS AND INFANT DEATHS BY SEX; STILL BIRTHS AND MARRIAGES REGISTERED IN EACH QUARTER**

QUARTERS	BIRTHS			DEATHS			INFANT DEATHS			STILL-BIRTHS	MARRIAGES
	TOTAL	M	F	TOTAL	M	F	TOTAL	M	F		
1ST	766	387	379	647	337	310	6	5	1	5	386
2ND	621	329	292	610	308	302	6	6	0	11	501
3RD	664	325	339	569	282	287	7	2	5	3	455
4TH	856	446	410	775	392	383	11	7	4	5	513
<b>TOTAL</b>	<b>2907</b>	<b>1487</b>	<b>1420</b>	<b>2601</b>	<b>1319</b>	<b>1282</b>	<b>30</b>	<b>20</b>	<b>10</b>	<b>24</b>	<b>1855</b>

**TABLE 28**  
**DEATHS REGISTERED BY AGE GROUP AND SEX**

<b>AGE GROUP</b>	<b>MALE</b>	<b>FEMALE</b>	<b>TOTAL</b>
<b>Under 1 day</b>	1	1	2
<b>1-6 days</b>	8	6	14
<b>7-27 days</b>	4		4
<b>1-11 months</b>	7	3	10
<b>Total under 1 year</b>	<b>20</b>	<b>10</b>	<b>30</b>
<b>1 year</b>			<b>0</b>
<b>2 years</b>		1	<b>1</b>
<b>3 years</b>			<b>0</b>
<b>4 years</b>		1	<b>1</b>
<b>5-9 years</b>	2		<b>2</b>
<b>10-14 years</b>	3	1	<b>4</b>
<b>15-19 years</b>	5	3	<b>8</b>
<b>20-24 years</b>	13	6	<b>19</b>
<b>25-29 years</b>	14	10	<b>24</b>
<b>30-34 years</b>	16	16	<b>32</b>
<b>35-39 years</b>	17	13	<b>30</b>
<b>40-44 years</b>	24	26	<b>50</b>
<b>45-49 years</b>	38	27	<b>65</b>
<b>50-54 years</b>	66	53	<b>119</b>
<b>55-59 years</b>	90	54	<b>144</b>
<b>60-64 years</b>	88	74	<b>162</b>
<b>65-69 years</b>	124	79	<b>203</b>
<b>70-74 years</b>	137	82	<b>219</b>
<b>75-79 years</b>	147	155	<b>302</b>
<b>80-84 years</b>	209	173	<b>382</b>
<b>85+</b>	306	498	<b>804</b>
<b>N/S</b>	0	0	<b>0</b>
<b>Total</b>	<b>1299</b>	<b>1272</b>	<b>2571</b>
<b>GRAND TOTAL</b>	<b>1319</b>	<b>1282</b>	<b>2601</b>

**TABLE 29**  
**BIRTHS, DEATHS, INFANT DEATHS BY SEX AND MARRIAGES BY MONTH OF OCCURRENCE**

MONTH	BIRTHS			DEATHS			INFANT DEATHS			MARRIAGES
	TOTAL	M	F	TOTAL	M	F	TOTAL	M	F	
JANUARY	290	146	144	256	123	133	3	3		125
FEBRUARY	252	127	125	185	103	82	0			126
MARCH	224	114	110	206	111	95	3	2	1	135
APRIL	206	108	98	198	98	100	1	1		167
MAY	219	119	100	239	126	113	3	3		190
JUNE	196	102	94	173	84	89	2	2		144
JULY	211	113	98	175	86	89	1		1	158
AUGUST	243	122	121	188	94	94	3	2	1	185
SEPTEMBER	210	90	120	206	102	104	3		3	112
OCTOBER	309	161	148	263	130	133	3	1	2	138
NOVEMBER	219	114	105	255	134	121	4	4		163
DECEMBER	328	171	157	257	128	129	4	2	2	212
TOTAL	2907	1487	1420	2601	1319	1282	30	20	10	1855

**TABLE 30**  
**MARRIAGES: RELATIVE AGES OF BRIDES AND BRIDEGROOMS**

BRIDES (AGE)	TOTAL	BRIDEGROOMS (AGE)																			
		16	17	18	19	20	21	22-24	25-29	30-34	35-39	40-44	45-49	50-54	55-59	60-64	65-69	70-74	75-79	80 +	N/S
16	0																				
17	0																				
18	3				1				1	1											
19	11					1	2	4	2	1	1										
20	8					1	1	2	3	1											
21	19						1	4	10	3	1										
22-24	112				1		1	29	41	25	6	3	2	1	1	1					
25-29	387							12	167	125	46	18	10	5	1	2			1		
30-34	415							3	46	167	110	50	24	10	5						
35-39	272								17	33	86	67	38	20	4	4	2	1			
40-44	210							1		15	37	61	47	26	9	11	1	1	1		
45-49	186									3	15	26	50	59	18	9	4	1	1		
50-54	120									1	1	7	24	35	27	17	4	4			
55-59	61											1		9	18	20	9	3		1	
60-64	25												1	4	4	5	5	5	1		
65-69	16														2	1	7	2	3	1	
70-74	8												1		1		1	4	1		
75-79	1																1				
80+	0																				
N/S	1																				1

TOTAL	1855	0	0	0	2	2	5	55	287	375	303	233	197	169	90	70	35	17	11	3	1
-------	------	---	---	---	---	---	---	----	-----	-----	-----	-----	-----	-----	----	----	----	----	----	---	---

**TABLE 31**  
**MARRIAGES ACCORDING TO AGE AND STATUS OF PERSONS MARRYING**

AGE GROUP (YRS)	MALES					FEMALES				
	TOTAL	BACHELOR	WIDOWER	DIVORCED MEN	N/S	TOTAL	SPINSTER	WIDOW	DIVORCED WOMEN	N/S
16	0					0				
17	0					0				
18	0					3	3			
19	2	2				11	11			
20	2	2				8	8			
21	5	5				19	19			
22-24	55	54		1		112	111		1	
25-29	287	281		6		387	372		15	
30-34	375	345	2	28		415	370		45	
35-39	303	248	2	53		272	213		59	
40-44	233	164		69		210	139	1	70	
45-49	197	106	2	89		186	88	7	91	
50-54	169	65	9	95		120	38	8	74	
55-59	90	25	8	57		61	30	6	25	
60-64	70	18	10	42		25	5	2	18	
65-69	35	4	6	25		16	5	4	7	
70-74	17	2	5	10		8	1	4	3	
75-79	11		5	6		1			1	
80+	3		3			0				
N/S	1				1	1				1
TOTAL	1855	1321	52	481	1	1855	1413	32	409	1

**TABLE 32**  
**PREVIOUS CONDITION OF PERSONS INTERMARRYING**

BRIDES	TOTAL	BRIDEGROOMS			
		BACHELORS	WIDOWERS	DIVORCED MEN	N/S
SPINSTERS	1413	1168	20	225	
WIDOWS	32	6	7	19	
DIVORCED WOMEN	409	147	25	237	
N/S	1				1
TOTAL	1855	1321	52	481	1

**TABLE 33**  
**MARRIAGES ACCORDING TO RELIGIOUS DENOMINATION OR OTHER**  
**CATEGORY**

<b>DENOMINATION</b>	<b>2010</b>	<b>2011</b>	<b>2012</b>	<b>2013</b>	<b>2014</b>
<b>Church of England</b>	<b>831</b>	<b>718</b>	<b>759</b>	<b>668</b>	<b>604</b>
<b>Roman Catholic</b>	<b>36</b>	<b>30</b>	<b>32</b>	<b>28</b>	<b>26</b>
<b>Methodist</b>	<b>84</b>	<b>61</b>	<b>59</b>	<b>53</b>	<b>54</b>
<b>Baptist</b>	<b>32</b>	<b>24</b>	<b>19</b>	<b>25</b>	<b>26</b>
<b>Moravian</b>	<b>10</b>	<b>13</b>	<b>15</b>	<b>7</b>	<b>13</b>
<b>Seventh Day Adventist</b>	<b>66</b>	<b>53</b>	<b>49</b>	<b>52</b>	<b>61</b>
<b>Other Denominations</b>	<b>1159</b>	<b>1021</b>	<b>922</b>	<b>703</b>	<b>789</b>
<b>Civil Magistrates</b>	<b>259</b>	<b>255</b>	<b>256</b>	<b>271</b>	<b>256</b>
<b>Other Religions</b>	<b>23</b>	<b>25</b>	<b>24</b>	<b>22</b>	<b>26</b>
<b>Total</b>	<b>2500</b>	<b>2200</b>	<b>2135</b>	<b>1829</b>	<b>1855</b>

**TABLE 34**  
**MARRIAGES AND DIVORCES 2010-2014**

<b>YEAR</b>	<b>MARRIAGES</b>	<b>DIVORCES</b>
<b>2010</b>	<b>2500</b>	<b>462</b>
<b>2011</b>	<b>2200</b>	<b>452</b>
<b>2012</b>	<b>2135</b>	<b>472</b>
<b>2013</b>	<b>1829</b>	<b>459</b>
<b>2014</b>	<b>1855</b>	<b>443</b>

**TABLE 35**  
**APPLICATIONS MADE FOR CERTIFICATES**

<b>JAN</b>	<b>FEB</b>	<b>MAR</b>	<b>APR</b>	<b>MAY</b>	<b>JUN</b>	<b>JUL</b>	<b>AUG</b>	<b>SEPT</b>	<b>OCT</b>	<b>NOV</b>	<b>DEC</b>	<b>TOTAL</b>
111	85	83	102	93	87	87	97	78	63	93	96	<b>1075</b>
62	96	89	80	78	77	87	61	95	85	80	80	<b>970</b>
70	91	61	106	68	74	115	83	105	72	66	90	<b>1001</b>
92	98	106	68	87	90	101	94	83	68	109	96	<b>1092</b>
89	120	90	100	140	115	80	75	85	60	75	82	<b>1111</b>
103	102	80	58	150	72	70	87	67	70	77	103	<b>1039</b>
117	78	86	87	99	85	75	83	82	79	97	98	<b>1066</b>
90	89	69	99	79	83	76	124	82	83	58	86	<b>1018</b>
104	86	108	74	70	127	98	115	77	57	90	82	<b>1088</b>
96	99	95	113	116	85	59	90	85	69	87	104	<b>1098</b>
96	92	90	91	99	78	59	62	64	83	55	55	<b>924</b>
102	87	93	75	105	86	49	88	73	107	67	82	<b>1014</b>
73	75	74	119	62	95	86	108	89	98	65	71	<b>1015</b>
82	64	90	86	83	94	99	110	83	83	80	94	<b>1048</b>
101	89	99	74	77	93	114	70	76	71	101	80	<b>1045</b>
115	91	85	92	89	90	87	84	56	94	53	52	<b>988</b>
92	68	84	99	80	85	81	84	45	106	66	56	<b>946</b>
79	60	115	68	84	109	92	106	84	61	24	79	<b>961</b>
119	120	98	73	58	104	94	98	78	86	118	5	<b>1051</b>
87	109	110		89	86	67		75	60	121		<b>804</b>
		89		105		56		76	67			<b>393</b>
						87			83			<b>170</b>
						93			65			<b>158</b>
												<b>0</b>
<b>1880</b>	<b>1799</b>	<b>1894</b>	<b>1664</b>	<b>1911</b>	<b>1815</b>	<b>1912</b>	<b>1719</b>	<b>1638</b>	<b>1770</b>	<b>1582</b>	<b>1491</b>	<b>21075</b>